


# Crackmacs.ca December 2019


1 Dec 2019 - 31 Dec 2019

**All Users**  
100.00% Sessions

## Sessions




## Users




## Pageviews




## Avg. Session Duration



## Pages / Session



## Bounce Rate



## Sessions and Users by Browser

Browser	Sessions	Users
Safari	13,982	11,696
Chrome	12,872	10,589
Safari (in-app)	6,805	5,815
Android Webview	4,628	4,071
Samsung Internet	1,805	1,441
Firefox	593	503

## Top Pages

Landing Page	Users	Sessions
/things-to-do-in-calgary/nye-events-2020/	5,625	6,044
/food-and-drink/best-wing-nights-in-calgary/	4,218	5,547
/food-and-drink/brunch-in-calgary/	2,127	2,286
/cannabis/where-to-buy-cbd-oil-in-calgary/	1,406	1,712
/things-to-do-in-calgary/calgary-nye-2019/	1,261	1,441

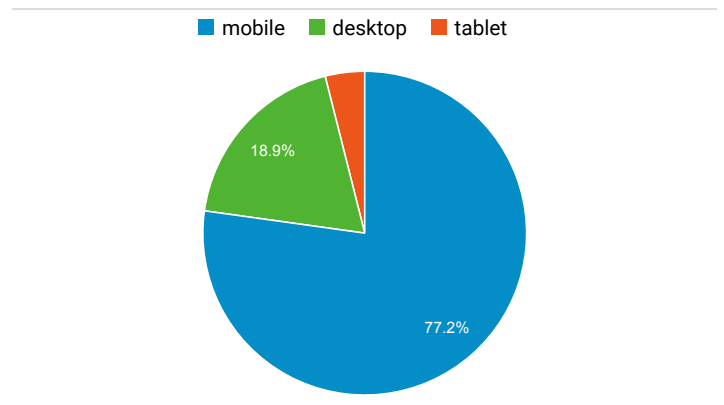
## Users and Sessions by Country

Country	Users	Sessions
Canada	31,997	38,363
United States	2,286	2,441
United Kingdom	155	169
Australia	114	131
(not set)	63	64
Hong Kong	62	65
Germany	53	65
India	52	56
Mexico	49	56
Ireland	29	29

## Sessions and Users by Source

Source	Sessions	Users
google	21,149	17,775
m.facebook.com	9,935	8,443
(direct)	5,875	5,077
t.co	2,279	1,868
facebook.com	715	599
reddit.com	418	359
bing	312	277
instagram.com	246	221
l.facebook.com	204	191
lm.facebook.com	145	128

## Users by Device Category



/things-to-do-in-calgary/calgary-hye-2019/	1,301	1,441
/lifestyle/city-of-calgary-e-scooter-report/	1,296	1,322
/cannabis/where-to-buy-weed-in-calgary/	1,221	1,390
/contests/zoolights-tickets/	1,019	1,049
/food-and-drink/happy-hours-calgary/	970	1,125
/cannabis/where-to-buy-weed-in-banff/	931	1,043